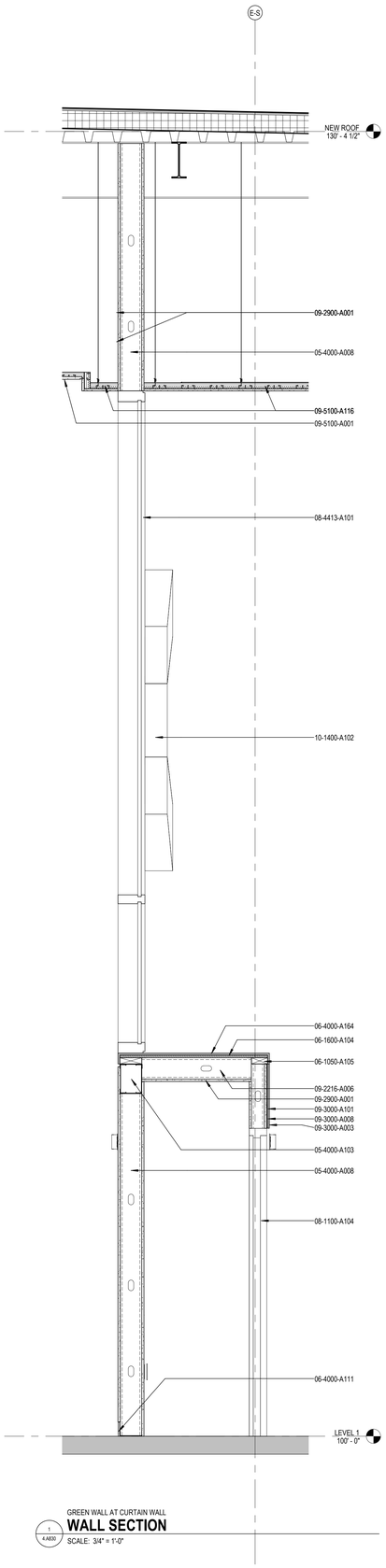

GREEN WALL AT CURTAIN WALL

WALL SECTION

1 / 4.A830 SCALE: 3/4" = 1'-0"

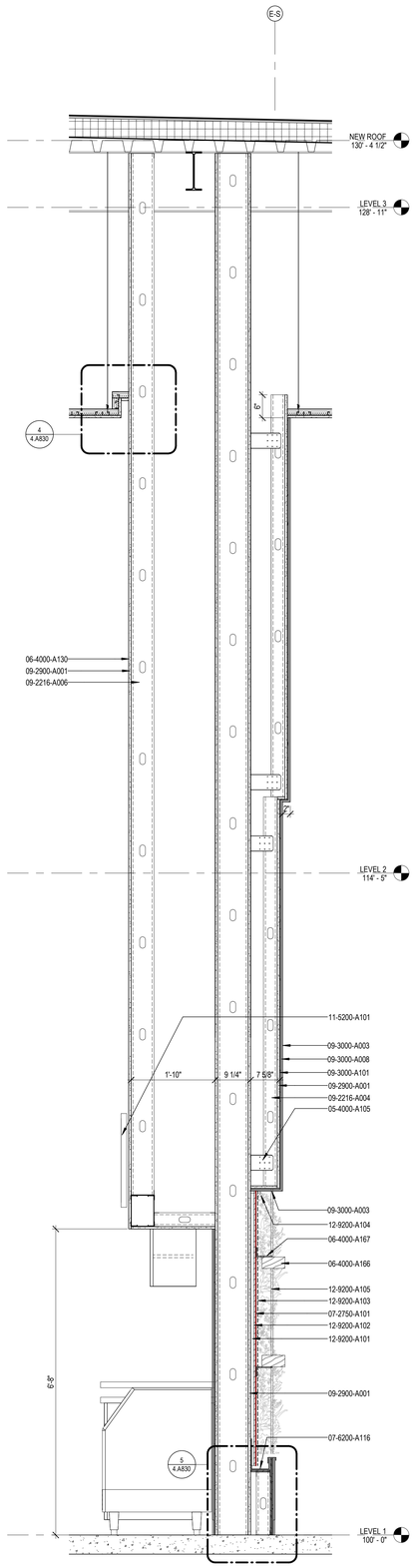

GREEN WALL AT ALCOVE

WALL SECTION

2 / 4.A830 SCALE: 3/4" = 1'-0"

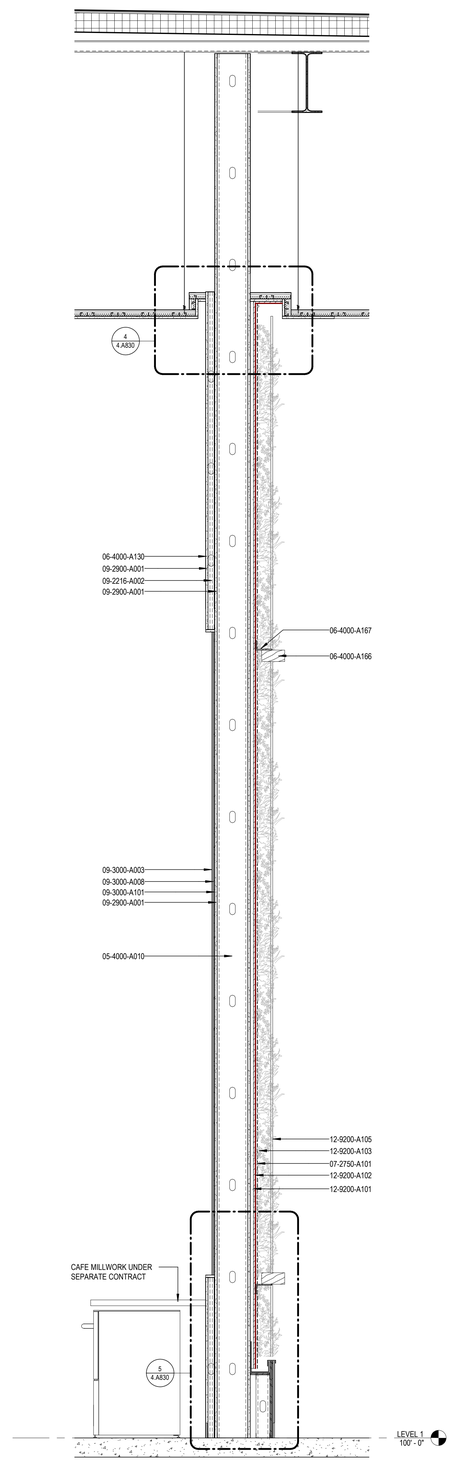

GREEN WALL AT NARROW END

WALL SECTION

3 / 4.A830 SCALE: 3/4" = 1'-0"

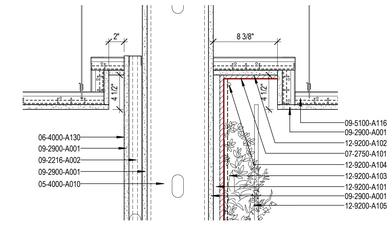

GREEN WALL AT NARROW END

DETAIL - GREEN WALL TOP

4 / 4.A830 SCALE: 1 1/2" = 1'-0"

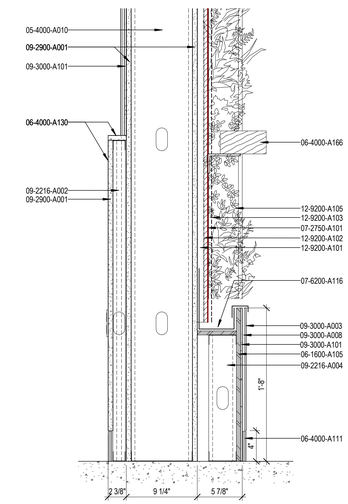

GREEN WALL AT NARROW END

DETAIL - GREEN WALL GUTTER

5 / 4.A830 SCALE: 1 1/2" = 1'-0"

The nomenclature of a typical Condoc Keynote is as follows:

e.g.: 09-2216-A004 3-5/8" METAL STUD

The first 6 digits, refer to a Section of the Specifications. The following alpha character refers to the specific Bid Pack, i.e., in this example, Drawing Release "A". The suffix "004" is the specific indicator for a particular item, material, etc. Therefore, the suffix "004" would denote the same item in Section 09-2216, wherever indicated, regardless of referenced Bid Pack.

Various Condoc Keynotes occur on each sheet on which those specific notes are applicable. Where notes are missing from a specific drawing, refer to the Master List of Condoc Keynotes; All Condoc Keynotes applicable to the project are listed on the Master List.

CONDOC LEGEND

KEYNOTE NUMBER	DESCRIPTION
05-4000-A008	6" METAL STUD.
05-4000-A010	8" METAL STUD.
05-4000-A103	BOX BEAM HEADER
05-4000-A105	COLD FORM METAL FRAMING CLIP
06-1050-A105	FIRE RETARDANT TREATED WOOD BLOCKING.
06-1600-A104	3/4-INCH PLYWOOD
06-1600-A105	1/2-INCH PLYWOOD
06-4000-A111	SOLID SURFACE BASE.
06-4000-A130	PLASTIC LAMINATE, DIRECTLY ADHERED TO GYPSUM BOARD
06-4000-A164	1/2-INCH SOLID SURFACE CAP
06-4000-A166	3" X 6" DECORATIVE WOOD RING.
06-4000-A167	STAINLESS STEEL L BRACKET
07-2750-A101	LIQUID APPLIED WEATHER RESISTANT BARRIER
07-6200-A116	ANODIZED ALUMINUM FABRICATED GUTTER. 1/8" MINIMUM SLOPE TO DRAIN(S).
08-1100-A104	SCHEDULED HOLLOW METAL FRAME.
08-4413-A101	CURTAIN WALL AND GLAZED ASSEMBLY
09-2216-A002	1 5/8-INCH STEEL STUD FRAMING.
09-2216-A004	3 5/8-INCH STEEL STUD FRAMING.
09-2216-A006	6-INCH STEEL STUD FRAMING.
09-2900-A001	5/8-INCH GYPSUM BOARD.
09-3000-A003	WALL TILE
09-3000-A008	MORTAR BED
09-3000-A101	1/4" CONCRETE BACKER BOARD
09-5100-A001	SUSPENDED ACOUSTIC PANEL CEILING SYSTEM.
09-5100-A116	DRYWALL GRID SYSTEM
10-1400-A102	EXTERIOR SIGNAGE BY OWNER. COORDINATE FASTENING OF SIGNAGE WITH CURTAIN WALL CONTRACTOR
11-5200-A101	VENDER DISPLAY
12-9200-A101	LIVING WALL SUPPORT STRUCTURE. ORIENT VERTICALLY ON CURVED SURFACES.
12-9200-A102	1/2" EXPANDED PVC SHEETING.
12-9200-A103	IRRIGATION FELT MATERIAL
12-9200-A104	LIVING WALL IRRIGATION SYSTEM
12-9200-A105	LIVING WALL PLANTINGS

GBBN

PROJECT ARCHITECT
332 E. 8th ST.
Cincinnati, OH 45202-2217
v 513.241.8700
GBBN.COM

TriHealth

CONSULTANTS

Owner
TriHealth
625 Eden Park Drive
Cincinnati, Ohio 45202
V 513.569.5400

MEP Engineer
Heapy Engineering
1400 Dorothy Lane
Dayton, Ohio 45409
v:937.224.0861

Structural Engineer
Schaefer
537 East Pete Rose Way, Suite 400
Cincinnati, Ohio 45202
513.542.5540

Civil Engineer
The Kleingers Group
6305 Centre Park Dr.
West Chester, Ohio 45069
513.779.7851

Construction Manager
Turner Construction
250 W Court St Suite 300
Cincinnati, Ohio 45202
513.721.4224

Bethesda North - Entry and Arrival | 10500 Montgomery Rd Cincinnati, Ohio, 45242

DRAWING ISSUE

NO.	DATE	DESCRIPTION
1	10.28.22	CONSTRUCTION DOCUMENTS

DRAWING TITLE

INTERIOR DETAILS - GREEN WALL

SEAL

STATE OF OHIO
THEODORE HUSTER
1416142
REGISTERED ARCHITECT

Theodore W. Huster, License # 1416142
Expiration date: 12/31/2023

JOB NUMBER

14325.03

4.A830

10/28/22

11/1/2022 12:35:07 PM BIM 360:/Bethesda North Hospital/14325- Bhoth Heart Hospital_Entry Arrival_R20.rvt